




Kentucky High School Athletic Association

2280 Executive Drive ° Lexington, KY 40505 ° www.khsaa.org ° (859)299-5472 (859)293-5999 (fax)

To: Superintendent, Principal, and Athletic Director

From: Brigid L. DeVries, Commissioner
Larry Boucher, Assistant Commissioner 


Date: September 29, 2003

Subject: 2002-2003 Annual Report Forms Submission

School: Monticello High School

Enclosed please find a copy of Form T-65, The 2002-2003 Annual Report Forms Checklist. In addition, you may find an attachment with corrected copies of the forms submitted by your school personnel. Please review this information so the forms can be completed accurately in the future. Also, KHSAA Audit Staff may have requested a re-submission of some of the 2002-2003 Annual Report Forms or need additional information on your athletic programs. Please submit this information by the date requested if this is applicable. Copies and all KHSAA Title IX documents must be kept current and included in your permanent Title IX File at the school. All documents are subject to Open Records Requests.

Should you need any further information, please do not hesitate to call anytime.



MEMORANDUM

TO: KHSAA Member School Superintendents, Principals, and Athletic Directors

FROM: Brigid L. DeVries, Commissioner
Larry Boucher, Executive Assistant Commissioner *LB*

DATE: Sept. 29, 2003

RE: 2003 Title IX Forms Submission

School	Monticello High School	Reviewed by	Fran Edwards
--------	------------------------	-------------	--------------

The following is a status report regarding the required 2002 - 2003 Title IX submission of forms due in to the KHSAA office by April 15, 2003. Appropriate audit personnel have reviewed these forms and the following is a summary of this review.

I. Checklist of Forms properly submitted in a satisfactory manner:

✓	GE 19 (Annual Verification)	✓	T-35 (Budget Expenses)
✓	T-1 (Summary Program Chart 1)	✓	T-36 (Budget Expenses)
✓	T-2 (Summary Program Chart 2)	✓	T-41 (Checklist - Overall Interscholastic Program)
✓	T-3 (Summary Program Chart 3)	✓	T-60 (Corrective Action Plan)
✓	T-4 (Summary Program Chart 4)	✓	T-63 (Interscholastic Survey Results)

II. Status

A.	✓	2002 - 2003 Forms are satisfactory and no further information or action is necessary at this time.
B.		Errors have been noted with respect to the following forms and corrected copies are being returned to you for placement in your Title IX file to ensure proper submission in the future.
C.		The following forms were omitted and must be submitted by school representatives.
D.		Other Recommendation and Comments:

MONTICELLO INDEPENDENT SCHOOL
135 CAVE STREET
MONTICELLO, KY 42633
FAX (606)348-3039

FAX COVER SHEET

Date: 7-30-03

To: KHSAA

Attn: Fram Edwards

FROM:

- Principal, Mr. Johnny Chaplin
- Director of Pupil Personnel, Ms. Marla Kelsch
- Guidance Counselor, Mrs. Betty Hyden
- Records Clerk, Mrs. Terri Fairchild

Handwritten notes:
 JSC
 pat
 sm
 11/1
 8/2/03

SUBJECT: Title IX Report - Resubmit TI-T-2 T-4

NUMBER OF PAGES: 2

FAX NUMBER 859-293-5999

NOTICE: If there is a problem or question regarding this transmission, please call Marla at the following telephone number (606) 348-5314

2002-2003

**ACCOMMODATION OF INTERESTS AND ABILITIES
SUMMARY PROGRAM CHART 1**

 KHSAA
Form T-1
Rev. 9/01

Participation Opportunities Test One

		(Column 1)	(Column 2)	(Column 3)	(Column 4)
	Program	Enrollment	Percentage of Total Enrollment	Number of Interscholastic Participants (double and triple count)	Percentage of Total Participation
Row 1	GIRLS	112	58.3%	67	52.8%
Row 2	BOYS	80	41.7%	60	47.2%
Row 3	Totals	192	100%	127	100%

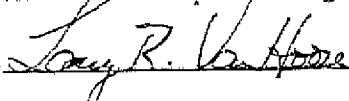
Instructions:

*Number of 8th grade students & below used in Column 4 calculations if applicable: *Girls-14 *Boys-19

- Determine the total number of girls enrolled, (place in Row 1, Column 1). Determine the total number of boys enrolled, (place in Row 2, Column 1).
- Add the total number of girls and boys enrolled to determine total enrollment, (place in Row 3, Column 1).
- Calculate the percentage of total enrollment that is female. (Divide Row 1, Column 1 by row 3, Column 1 and place in Row 1, Column 2.) Calculate the percentage of total enrollment that is male. (Divide Row 2, Column 1 by Row 3, Column 1 and place in Row 2, Column 2.) Note: Row 1, Column 2 plus Row 2, Column 2 should total 100%.
- Ask the head coaches to review the most updated eligibility or squad lists for their teams. Ask coaches to confirm the names of those individuals who are on the team as of the first **date of competition**, and cross out the names of those who were cut from the team or quit the team prior to the first competitive event. Determine the total number of interscholastic athletics participants that are girls, (and place in Row 1, Column 3). In order to determine the total number of athletics participants, an individual should be counted each time he or she participates on a team. For example, if Jane Doe competes on the varsity volleyball team, the junior varsity volleyball team, the junior varsity basketball team, and the varsity softball team, she should be counted as four participants (**do not include club or intramural sports participants, cheerleaders, dance teams, or pom squads**). Calculate the same way for boys and girls. * In addition, should 8th grade students and below play on a Freshman, Junior Varsity, or Varsity team, they should also be counted for each team and sport on which they participate. If applicable, please asterisk the above notation as to how many 8th grade students & below are included in the totals. Using the same procedure, determine the total number of interscholastic athletic participants that are boys, (and place in Row 2, Column 3). Add Row 1, Column 3 plus Row 2, Column 3 to get total participants and place in Row 3, Column 3.
- Calculate the percentage of female participation. (Row 1, Column 3 divided by Row 3, Column 3 and place in Row 1, Column 4.) Calculate the percentage of male participation. (Row 2, Column 3 divided by Row 3, Column 3 and place in Row 2, Column 4.) Note: Row 1, Column 4 plus Row 2, Column 4 should total 100%.

Note: While being within three percent is not a formal compliance standard; if the percent listed in Row 1, Column 4 is within 3% of Row 1, Column 2, then it provides a good target within which compliance is likely.

Principal's Signature:



Date: 3/20/03

2002-2003
ACCOMODATION OF INTERESTS AND ABILITIES+
SUMMARY PROGRAM CHART 4

Levels of Competition Test One

		Column 1	Column 2	Column 3
Girls	Team Levels	Number of Teams Currently Offered	Number of Participants	Percentage of Participants at Each Level
Row 1	varsity:	3	38	56.78
Row 2	j.v.:	2	29	43.3
Row 3	frosh:	--	--	--
Row 4	total:		67	100%
Boys				
Row 5	varsity:	3	333	55.0
Row 6	j.v.:	2	27	45
Row 7	frosh:	--	--	--
Row 8	total:		60	100%

- Column 1, list the number of interscholastic teams offered for girls and boys at each competitive level; varsity, junior varsity, and freshman. (Refer to Form T-2, Accommodation of Interests and Abilities, Summary Program Chart 2, Column 1.)
- For Column 2, list the number of participants at each level. For girls, total the entries in Rows 1, 2, and 3 into Row 4. For boys, total the entries in Rows 5, 6, and 7 into Row 8. (Refer to Form T-2, Accommodation of Interests and Abilities, Summary Program Chart 2, Column 2.)
- For Column 3, calculate the percentage of female and male participants at each level.
For girls' varsity, junior varsity, and frosh, respectively:
 - Divide Column 1, Row 1 by Column 2, Row 4, and place the percentage in Column 3, Row 1.
 - Divide Column 1, Row 2 by Column 2, Row 4, and place the percentage in Column 3, Row 2.
 - Divide Column 1, Row 3 by Column 2, Row 4, and place the percentage in Column 3, Row 3.
 For boys' varsity, junior varsity, and frosh, respectively:
 - Divide Column 1, Row 5 by Column 2, Row 8, and place the percentage in Column 3, Row 5.
 - Divide Column 1, Row 6 by Column 2, Row 8, and place the percentage in Column 3, Row 6.
 - Divide Column 1, Row 7 by Column 2, Row 8, and place the percentage in Column 3, Row 7.

Principal's Signature: Jerry R. VanHornDate: 3/20/03

2002-2003
ACCOMMODATION OF INTERESTS AND ABILITIES
SUMMARY PROGRAM CHART 2

KHSAA
 Form T2
 Rev. 9/02

Participation Opportunities Test Two

		Column 1	Column 2	Column 3	Column 4	Column 5	
Program		Number of Teams Currently Offered	Number of Participants	Number of Teams Added in Last Five Years	Number of Participants Added in Last Five Years	Percent of Total Participation By Sex Added in Last 5 Years	
GIRLS	Row 1	varsity:	3	38	2	29	
	Row 2	j.v.:	2	29	1	13	
	Row 3	frosh:	--	--	--	--	
	Row 4	total:	5	67	3	42	62.7%
BOYS	Row 5	varsity:	3	33	1	8	
	Row 6	j.v.:	2	27	--	--	
	Row 7	frosh:	--	--	--	--	
	Row 8	total:	5	60	1	8	13.3%

- 1) For Column 1, list the number of interscholastic teams offered for girls and boys at each competitive level (varsity, junior varsity, and freshman). For girls, total each of the entries in Rows 1, 2, and 3 into Row 4. For boys, total Rows 5, 6, and 7 into Row 8.
- 2) For Column 2, list the number of participants at each level. For girls, total each of the entries in Rows 1, 2, and 3 into Row 4. For boys, total Rows 5, 6, and 7 into Row 8. **Note:** The totals in Row 4 for girls and in Row 8 for boys must be the same as the totals in Form T-1, Column 3, Rows 1 and 2 respectively.
- 3) For Column 3, list the number of interscholastic teams that have been added in the last five years at each competitive level. Count each team added during the 5 year period only one time. e.g. Girl's junior varsity soccer was added 3 years ago, count the team only once, not 3 times. For girls, total the entries in Rows 1, 2, and 3 into Row 4. For boys, total Rows 5, 6, and 7 into Row 8.
- 4) For Column 4, list the number of participants that are currently on each level of the teams that were added in the last five years. If a team was added previously but no longer exists, there are no current participants to be added for that team. For girls, total the entries in Rows 1, 2, and 3 into Row 4. For boys, total Rows 5, 6, and 7 into Row 8.
- 5) For Column 5, calculate the percentage of participants that have been added in the last five years. For girls, take the number in Column 4, Row 4 and divide by the number in Column 2, Row 4. For boys, take the number in Column 4, Row 8 and divide it by the number in Column 2, Row 8.

Note: If the percentage of current participants added in the last five years is 25% or greater, compliance with test two may be possible. If less than 25%, then compliance with test three should be analyzed. **CAUTION:** 25% is not a formal compliance standard.

Principal's Signature: _____

Larry R. VanHoose

Date: 3/20/03

MONTICELLO INDEPENDENT SCHOOL
135 CAVE STREET
MONTICELLO, KY 42633
FAX (606)348-3039

FAX COVER SHEET

Date: 9-9-03

To: KHSAA

Attn: Larry Boucher

FROM:

Principal, Mr. Johnny Chaplin

Asst. Principal, Mr. Gary Abbott

Director of Pupil Personnel, Ms. Marla Kelsch

Guidance Counselor, Mrs. Betty Hyden

Records Clerk, Mrs. Terri Fairchild

SUBJECT: Form 7-60

NUMBER OF PAGES:

FAX NUMBER 1-859-293-5999

NOTICE: If there is a problem or question regarding this transmission,
please call Marla at the following telephone number
(606) 348-5314

KHSAA
Form T60
Rev. 10/02

2002-2003
TITLE IX

CORRECTIVE ACTION PLAN

School Name: Monticello
School Year: 2002-2003
Principal's Signature: [Signature]
Date: 6-16-03

To complete this form, indicate the intended area which needs corrective action, the suggested change and time table for implementation. You may copy this form as needed. Please attach corrective action plans along with audit forms and submit by April 15, 2003.

ITEM FOR CORRECTION	SUGGESTED CHANGE	TIME TABLE FOR CORRECTIVE ACTION
Another Volleyball Court	Make Another Playing Area for Volleyball games in the Auditorium	2003-2004 School Year
Adding Additional Sports for both Girls and Boys	Tennis-Girls and Boys	2005-2006
" " "	Bowling-Girls and Boys	2003-2004
" " "	Archery-Girls and Boys	2004-2005 P.E. Classes

An explanation (status report) is needed for all areas identified previously as items for correction as well as all areas currently identified as items for correction. This form shall be typed.

Principal's Signature: [Signature] Date: 6-16-03

Urgent

FOR _____

DATE _____

TIME _____

A.M.

P.M.

While You Were Out

M Talked with Marla Kelsch

OF on July 30 - she will

PHONE Send in accurate info.

AREA CODE

NUMBER

EXTENSION

TELEPHONED

PLEASE CALL

CAME TO SEE YOU

WILL CALL AGAIN

RETURNED YOUR CALL

WANTS TO SEE YOU

MESSAGE

FRAN

Monticello

Girls AD Marla Kelsch

Returning Fran's call

SIGNED

9711 NEON

GIRLS

BOYS

T-1

67

60

T-2

90

72


T-4

87

68

606-348-5312

Mr. Vantoose



MEMORANDUM

To: KHSAA Member School Superintendents, Principals, and Athletic Directors

From: Brigid L. DeVries, Commissioner
Larry Boucher, Assistant Commissioner

Date: July 28 2003

Re: 2003 Title IX Forms Submission

School	<u>MONTICELLO INDEPENDENT</u>	Reviewed by	<u>FRAN EDWARDS</u>
--------	-------------------------------	-------------	---------------------

The following is a status report regarding the required 2002-2003 Title IX submission of forms which were due in to the KHSAA office by April 15, 2003. Appropriate audit personnel have reviewed these forms and the following is a summary of this review.

I. Checklist of Forms properly submitted in a satisfactory manner:

<input checked="" type="checkbox"/>	GE 19 (Annual Verification)	<input checked="" type="checkbox"/>	T-35 (Budget Expenses)
<input checked="" type="checkbox"/>	T-1 (Summary Program Chart 1)	<input checked="" type="checkbox"/>	T-36 (Budget Expenses)
<input checked="" type="checkbox"/>	T-2 (Summary Program Chart 2)	<input checked="" type="checkbox"/>	T-41 (Checklist - Overall Interscholastic Program)
<input checked="" type="checkbox"/>	T-3 (Summary Program Chart 3)	<input checked="" type="checkbox"/>	T-60 (Corrective Action Plan)
<input checked="" type="checkbox"/>	T-4 (Summary Program Chart 4)	<input checked="" type="checkbox"/>	T-63 (Interscholastic Survey Results)

II. Status

A.	2002-2003 Forms are satisfactory and no further information or action is necessary at this time.
B.	Errors have been noted with respect to the following forms and corrected copies are being returned to you for placement in your Title IX file to ensure proper submission in the future.
C.	The following forms were omitted and must be submitted by school representatives.
D.	Other Recommendation and Comments:



MAR 26 2003

KHSAA
Form GE19
Rev. 9/02

2002-2003 KENTUCKY HIGH SCHOOL ATHLETIC ASSOCIATION
ANNUAL VERIFICATION OF TITLE IX PROCEDURES
(To be submitted by April 15, 2003 along with other required forms)

The MONTICELLO INDEPENDENT High School, MONTICELLO, Kentucky
(Name of High School) (City)

certifies to the Kentucky High School Athletic Association that the following is an accurate and true representation of the facts surrounding compliance with 20 U.S.C. Sections 1681-1688, et. Seq. (also known as Title IX)

I certify the following provisions in accordance with records at the school contained in the permanent Title IX file, and to the best of my knowledge have completed the following tasks. (All boxes must be checked)

Established a gender equity committee at the high school. (list committee personnel and provide attachment if necessary)

Name	Address	Phone	Title
Marla Kelsch	RR3 Box 7052 Monticello, Ky	42633 606-3488292	Girls AD, Softball/Basketball Coach
Deana Hart	RR# Box 7875 Monticello, Ky	42633 606-3489321	Asst. Softball Coach
Johnny Chaplin	RR 1 Box 397 M Monticello, Ky	42633 606-348-0388	Asst Principal/Tech Cor
Sheila Tucker	RR 1 Box 339-H Monticello, Ky	42633 606-348-7160	ESEA/Chapter Supervisor
Micheal Whittenburg	RR 4 Box 379 Albany, Ky	42602 606-387-9416	Teacher/ Asst Basketball
Jane Dalton	75 Guinn Drive Monticello, Ky	42633 606-348-4825	SBDM Member/ Teacher
Jake Asberry	478 Big Springs Road Monroe, TN	931-823-8811	Baseball Coach/Teacher
Tammy Adams	336 Hill Creek Drive Monticello, Ky	42633 606-348-4722	Parent

Scheduled a minimum of three meetings during the 2002-2003 school year on the following dates:

- November 13, 2002--6:00 p.m.
- March 19, 2003--6:30 p.m.
- April 30, 2003--6:30 p.m.

Designated the following person(s) as the Title IX coordinator for the school/district:

Athletics Only			
Name	Title	Address	Phone
Marla Kelsch	Girls AD	RR #3 Box 7052 Monticello, Ky	42633 606-348-8292

School personnel are continuing to make periodic reviews of the boys and girls athletics program reflected in the Corrective Action Plan.

In addition to the above information, the above referenced school maintains a complete permanent file relative to Title IX records including copies of the self-assessment audit, all corrective action plans, and other related materials.

[Signature]
Principal's Signature

3-20 2003
Date

[Signature]
Superintendent Signature

[Signature]
School Board Chairpersons' Signature

(Send original copy to KHSAA - Maintain duplicate in Title IX school folder)

Students Added to Title IX Committee

Sierra Adams 336 Hill Creek Drive 606-348-4722 Monticello, Ky 42633
Nora Whitehead RR #8 Box 5867 Monticello, Ky 42633 606-348-0387
Adam Hopper RR #5 Box 5420 Monticello, Ky 42633 606-348-5538
Tyler West RR #5 Box 5390 Monticello, Ky 42633 606-348-6200

2002-2003
ACCOMMODATION OF INTERESTS AND ABILITIES
SUMMARY PROGRAM CHART 1

KHSAA
 Form T1
 Rev. 9/02

Participation Opportunities Test One

		(Column 1)	(Column 2)	(Column 3)	(Column 4)
	Program	Enrollment	Percentage of Total Enrollment	Number of Interscholastic Participants (double and triple count)	Percentage of Total Participation
Row 1	GIRLS	112	58.3%	67	52.8%
Row 2	BOYS	80	41.7%	60	47.2%
Row 3	Totals	192	100%	127	100%

Instructions:

*Number of 8th grade students & below used in Column 4 calculations if applicable: *Girls-14 *Boys-19

- 1) Determine the total number of girls enrolled, (place in Row 1, Column 1). Determine the total number of boys enrolled, (place in Row 2, Column 1).
- 2) Add the total number of girls and boys enrolled to determine total enrollment, (place in Row 3, Column 1).
- 3) Calculate the percentage of total enrollment that is female. (Divide Row 1, Column 1 by row 3, Column 1 and place in Row 1, Column 2.) Calculate the percentage of total enrollment that is male. (Divide Row 2, Column 1 by Row 3, Column 1 and place in Row 2, Column 2.) Note: Row 1, Column 2 plus Row 2, Column 2 should total 100%.
- 4) Ask the head coaches to review the most updated eligibility or squad lists for their teams. Ask coaches to confirm the names of those individuals who are on the team as of the first **date of competition**, and cross out the names of those who were cut from the team or quit the team prior to the first competitive event. Determine the total number of interscholastic athletics participants that are girls, (and place in Row 1, Column 3). In order to determine the total number of athletics participants, an individual should be counted each time he or she participates on a team. For example, if Jane Doe competes on the varsity volleyball team, the junior varsity volleyball team, the junior varsity basketball team, and the varsity softball team, she should be counted as four participants (**do not include club or intramural sports participants, cheerleaders, dance teams, or pom squads**). Calculate the same way for boys and girls. * In addition, should 8th grade students and below play on a Freshman, Junior Varsity, or Varsity team, they should also be counted for each team and sport on which they participate. If applicable, please asterisk the above notation as to how many 8th grade students & below are included in the totals. Using the same procedure, determine the total number of interscholastic athletic participants that are boys, (and place in Row 2, Column 3). Add Row 1, Column 3 plus Row 2, Column 3 to get total participants and place in Row 3, Column 3.
- 5) Calculate the percentage of female participation. (Row 1, Column 3 divided by Row 3, Column 3 and place in Row 1, Column 4.) Calculate the percentage of male participation. (Row 2, Column 3 divided by Row 3, Column 3 and place in Row 2, Column 4.) Note: Row 1, Column 4 plus Row 2, Column 4 should total 100%.

Note: While being within three percent is not a formal compliance standard; if the percent listed in Row 1, Column 4 is within 3% of Row 1, Column 2, then it provides a good target within which compliance is likely.

Principal's Signature: Louie R. Van Horn Date: 3/20/03

ACCOMMODATION OF INTERESTS AND ABILITIES

SUMMARY PROGRAM CHART 2

Participation Opportunities Test Two

			Column 1	Column 2	Column 3	Column 4	Column 5
Program			Number of Teams Currently Offered	Number of Participants	Number of Teams Added in Last Five Years	Number of Participants Added in Last Five Years	Percent of Total Participation By Sex Added in Last 5 Years
GIRLS	Row 1	varsity:	3	55	2	29	
	Row 2	j.v.:	2	35	1	13	
	Row 3	frosh:	--	--	--	--	
	Row 4	total:	5	90	3	42	46.7%
BOYS	Row 5	varsity:	3	44	1	8	
	Row 6	j.v.:	2	28	--	--	
	Row 7	frosh:	--	--	--	--	
	Row 8	total:	5	72	1	8	11.1%

- 1) For Column 1, list the number of interscholastic teams offered for girls and boys at each competitive level (varsity, junior varsity, and freshman). For girls, total each of the entries in Rows 1, 2, and 3 into Row 4. For boys, total Rows 5, 6, and 7 into Row 8.
- 2) For Column 2, list the number of participants at each level. For girls, total each of the entries in Rows 1, 2, and 3 into Row 4. For boys, total Rows 5, 6, and 7 into Row 8. **Note:** The totals in Row 4 for girls and in Row 8 for boys must be the same as the totals in Form T-1, Column 3, Rows 1 and 2 respectively.
- 3) For Column 3, list the number of interscholastic teams that have been added in the last five years at each competitive level. Count each team added during the 5 year period only one time. e.g. Girl's junior varsity soccer was added 3 years ago, count the team only once, not 3 times. For girls, total the entries in Rows 1, 2, and 3 into Row 4. For boys, total Rows 5, 6, and 7 into Row 8.
- 4) For Column 4, list the number of participants that are currently on each level of the teams that were added in the last five years. If a team was added previously but no longer exists, there are no current participants to be added for that team. For girls, total the entries in Rows 1, 2, and 3 into Row 4. For boys, total Rows 5, 6, and 7 into Row 8.
- 5) For Column 5, calculate the percentage of participants that have been added in the last five years. For girls, take the number in Column 4, Row 4 and divide by the number in Column 2, Row 4. For boys, take the number in Column 4, Row 8 and divide it by the number in Column 2, Row 8.

Note: If the percentage of current participants added in the last five years is 25% or greater, compliance with test two may be possible. If less than 25%, then compliance with test three should be analyzed. CAUTION: 25% is not a formal compliance standard.

Principal's Signature: Larry R. VanHoore Date: 3/20/03

2002-2003
ACCOMMODATION OF INTERESTS AND ABILITIES
SUMMARY PROGRAM CHART 3

KHSAA
 Form T3
 Rev. 9/02

Participation Opportunities Test Three

For any question answered "YES" identify the respective sport(s).

	GIRLS (Yes / No)		BOYS (Yes / No)
1. For a sport not currently played at the interscholastic level (varsity, junior varsity, or freshman) in your school, is there an intramural team offered for that sport?	NO		NO
2. For a sport <u>not</u> currently offered in your interscholastic athletics program, is there sufficient interest to form a viable interscholastic team based on participation on an intramural team or community recreation teams?	NO		NO
3. For a sport <u>not</u> currently offered, is there sufficient interest to form a viable interscholastic team based on student responses from the interscholastic survey?	YES *Soccer *Tennis		YES *Football *Tennis
4. For a sport currently offered at the varsity level only, is there sufficient interest to form a viable team for a junior varsity, or freshman team that is not currently offered?	NO		NO
5. For a sport currently offered at the junior varsity or freshman level is there sufficient interest to form a varsity team not currently offered?	NO		NO
6. If you answered YES to question (1), (2), (3), (4), or (5), are there enough high schools in your geographic area offering the sport (at the appropriate level) to allow for the development of a reasonable schedule of competition?	YES		YES

Principal's Signature: Larry R. VanHorn Date: 3/20/03

2002-2003
ACCOMODATION OF INTERESTS AND ABILITIES+
SUMMARY PROGRAM CHART 4

Levels of Competition Test One

		Column 1	Column 2	Column 3
Girls	Team Levels	Number of Teams Currently Offered	Number of Participants	Percentage of Participants at Each Level
Row 1	varsity:	3	52	59.8%
Row 2	j.v.:	2	35	40.2
Row 3	frosh:	--	--	--
Row 4	total:		87	100%
Boys				
Row 5	varsity:	3	44	64.7%
Row 6	j.v.:	2	24	35.3%
Row 7	frosh:	--	--	--
Row 8	total:		68	100%

- 1) Column 1, list the number of interscholastic teams offered for girls and boys at each competitive level; varsity, junior varsity, and freshman. (Refer to Form T-2, Accommodation of Interests and Abilities, Summary Program Chart 2, Column 1.)
- 2) For Column 2, list the number of participants at each level. For girls, total the entries in Rows 1, 2, and 3 into Row 4. For boys, total the entries in Rows 5, 6, and 7 into Row 8. (Refer to Form T-2, Accommodation of Interests and Abilities, Summary Program Chart 2, Column 2.)
- 3) For Column 3, calculate the percentage of female and male participants at each level.
For girls' varsity, junior varsity, and frosh, respectively:
 - Divide Column 1, Row 1 by Column 2, Row 4, and place the percentage in Column 3, Row 1.
 - Divide Column 1, Row 2 by Column 2, Row 4, and place the percentage in Column 3, Row 2.
 - Divide Column 1, Row 3 by Column 2, Row 4, and place the percentage in Column 3, Row 3.
 -
 For boys' varsity, junior varsity, and frosh, respectively:
 - Divide Column 1, Row 5 by Column 2, Row 8, and place the percentage in Column 3, Row 5.
 - Divide Column 1, Row 6 by Column 2, Row 8, and place the percentage in Column 3, Row 6.
 - Divide Column 1, Row 7 by Column 2, Row 8, and place the percentage in Column 3, Row 7.

Principal's Signature: _____

Date: 3/20/03

**Budgeted amount is the amount each team is given from the Athletic Directors. Board gives Girls Athletics \$10,000 and Boys Athletics, \$10,000

2002-2003
BUDGETED AND ACTUAL EXPENDITURES - PROGRAM COMPARISON CHART
TO INCLUDE BOOSTER CLUB FUNDING

	equipment and supplies		travel		awards		coaches' salaries (to include supplemental and extended employment)		facilities improvements		publications (if sport-specific)	
	B	E	B	E	B	E	B	E	B	E	B	E
G basketball	\$5,000	\$5,360		\$1,968		\$250	\$11,000-					
B basketball	\$5,000	\$6,824		\$1,807		\$210	\$11,000					
G softball	\$2,000	\$1,600		\$780		\$200	\$4,500					
B baseball	\$2,000	\$758		\$400		\$200	\$4,500					
G cross country												
B cross country												
G golf												
B golf	\$500	\$1,055		\$705			\$1,000					
G soccer												
B soccer												
G swimming												
B swimming												

1. Budget and expenditures on this 2002-2003 year report due by April 15, 2003, should reflect the total monies budgeted and spent for the entire year of 2001-2002 ending June 30, 2002.

2. "B" is for budgeted dollar amounts and "E" is for actual dollar expenditures.

3. Booster Club Funding/Contributions must be included in the expenditures total.

Principal's Signature: *Larry R. Carlbone* Date: 3/20/03

2002-2003
BUDGETED AND ACTUAL EXPENDITURES - PROGRAM COMPARISON CHART 2
TO INCLUDE BOOSTER CLUB FUNDING

Teams	equipment and supplies		travel		awards		coaches' salaries (to include supplemental and extended employment)		facilities improvements		publications (if sport-specific)	
	B	E	B	E	B	E	B	E	B	E	B	E
G track	\$1,000	\$1,836		\$702								
B track	\$1,000	\$1,836		\$702		\$100		\$2,250-Both Girls and Boys				
G tennis						\$100						
B tennis												
G volleyball	\$1,500	\$770		\$350		\$150		\$2,250				
B wrestling												
G (list sport)												
B (football)												
G (list sport)												
B (list sport)												

1. Budget and expenditures on this 2002-2003 year report due by April 15, 2003, should reflect the total monies budgeted and spent for the entire year of 2001-2002 ending June 30, 2002.
2. "B" is for budgeted dollar amounts and "E" is for actual dollar expenditures.
3. Booster Club Funding/Contributions must be included in the expenditures total.

Principal's Signature: *Tracy R. Carter* Date: 3/20/03

2002-2003 KHSAA TITLE IX ATHLETICS AUDIT

KHSAA
Form T41
Rev. 9/02

Checklist - Overall Interscholastic Athletics Program

Areas of Compliance	ADVANTAGE TO		
	(Respond based on Internal Evaluation by checking the appropriate column.)		
OPPORTUNITIES	GIRLS' PROGRAM	BOYS' PROGRAM	NEITHER PROGRAM
Accommodation of Interest and Abilities			X
BENEFITS	GIRLS' PROGRAM	BOYS' PROGRAM	NEITHER PROGRAM
Equipment and Supplies			X
Scheduling of Games and Practice Time			X
Travel and Per Diem Allowances			X
Coaching			X
Locker Rooms, Practice and Competitive Facilities			X
Medical and Training Facilities and Services			X
Publicity			X
Support Services			X
Athletic Scholarships			X
Tutoring			X
Housing and Dining Facilities and Services			X
Recruitment of Student Athletes			X

Principal's Signature: Larry R. VanHooze Date: 3/20/03

2002-2003
TITLE IX

CORRECTIVE ACTION PLAN

School Name: Monticello
 School Year: 2002-2003
 Principal's Signature: [Signature]
 Date: 6-16-03

To complete this form, indicate the intended area which needs corrective action, the suggested change and time table for implementation. You may copy this form as needed. Please attach corrective action plans along with audit forms and submit by April 15, 2003.

ITEM FOR CORRECTION	SUGGESTED CHANGE	TIME TABLE FOR CORRECTIVE ACTION
Another Volleyball Court	Make Another Playing Area for Volleyball games at the Auditorium	2003-2004 School Year
Adding Additional Sports for both Girls and Boys	Tennis-Girls and Boys	2005-2006
"	Bowling-Girls and Boys	2003-2004
"	Archery-Girls and Boys	2004-2005 P.E. Classes

An explanation (status report) is needed for all areas identified previously as items for correction as well as all areas currently identified as items for correction. This form shall be typed.

Principal's Signature: [Signature] Date: 6-16-03

2002-2003 INTERSCHOLASTIC ATHLETICS STUDENT SURVEY

KHSAA
Form T61
Rev. 9/02

1. Is the School District offering the interscholastic sport(s) you want to play?
75 Yes
62 No, I want to play Motorcross-2 Wrestling-1 Football-27 Soccer-8 Badmitten-2
33 I am not interested in athletics Swimming-1 Curly-3 Skateboarding-2 Ping-pong-2

2. During the **fall season**, which interscholastic sport would you like to play?
51 Football
41 Girls' Volleyball
13 Boys' Volleyball
4 Boys' Cross-Country
6 Girls' Cross-Country
4 Girls' Field Hockey
7 Boys' Golf
3 Girls' Golf
11 Boys' Soccer
22 Girls' Soccer
45 I would not participate

3. During the **winter season**, which interscholastic sport would you like to play?
20 Boys' Basketball
20 Girls' Basketball
6 Boys' Swimming & Diving
24 Girls' Swimming & Diving
12 Boys' Wrestling
14 Girls' Gymnastics
9 Boys' and Girls' Indoor Track
69 I would not participate

4. During the **spring season**, which interscholastic sport would you like to play?
8 Boys' Track
10 Girls' Track
34 Girls' Tennis
12 Boys' Tennis
17 Girls' Slow Pitch Softball
24 Girls' Fast Pitch Softball
26 Boys' Baseball
56 I would not participate

5. Do you participate in intramural sports? If you do, which sports(s)?
12 Yes Basketball-3, DAnce team-2 Cheerleading-1 Track-1 Baseball-1 Golf-1
133 No Volleyball-2
 ** Monticello does not have intramural program--Things listed are Rec. Programs

6. Which intramural sports, if any, would you like to see added?
Football-24 Gymnastics-2 Powder Puff-3 Bowling-2 Basketball-4 Skateboarding-2
curling-2 Soccer-4 Softball-2 volleyball-5 Cricket-1 Wrestling-2 Tennis-6
Badmitten-3 Karote-1 Ping-Pong-1 Baseball-2 JROTC-1

7. Do you participate in non-school sport activities? If you do, which sport(s)?

40 Yes Ping-Pong-2 Baseball-6 Volleyball-2 Horseback Riding-1 Running-1
104 No Softball-6 Motorcross-4 Band-1 Basketball-8 Football-9 Swimming-1
 Gymnastics-1 Tennis-1 Soccer-1 Bowling-1 Wrestling-1

8. Are you currently participating in interscholastic athletics during any season?

54 Yes

91 No Why don't you participate in interscholastic athletics?

26 I prefer other activities such as band, chorus, etc.

28 I don't have time

8 The practice schedules and game times are inconvenient

28 The sport I like isn't offered

1 It's too expensive

7 I prefer to participate in club or intramural sports

12 Working

14 Other Go Home Religious reasons-2 Don't want to play, Don't enjoy Athletics, practices--miss to many practices, Art, Tutoring till 5:00 p.m.

9. Do you have any suggestions to encourage participation?

Get more sports that are physical and mental Get New Sports, More Pep Rally's For Health Reasons Tell good things about the sport, Have Intramurals Sports Get More excercises, Football Team, Gymnatics, Soccer, Volleyball, Ping-Pong, Send Flyers around school stating when sports are getting ready to start, Add teams for bad players, Not the original team, Make it Fun, Improve teams by making sports more enjoyable--to much win/die attitude

10. Please list OTHER SPORTS you are interested in participating in and the sports season.

Sport

Season

<u>Football-26</u>	<u>Wrestling-1</u>	_____
<u>Cross Country- 1</u>	<u>JROTC-1</u>	_____
<u>Swimming-8</u>	<u>Baseball-1</u>	_____
<u>Soccer-12</u>	<u>Bowling-1</u>	_____
<u>Tennis-13</u>	<u>Motorcross-1</u>	_____
<u>Girls Powder Puff Football-2</u>		_____
<u>Volleyball-2</u>	<u>Badmitten-1</u>	_____
<u>Softball-1</u>	<u>Archery -2</u>	_____
<u>Fencing-1</u>	<u>Riflery-3</u>	_____
<u>Skat@boarding-1</u>	<u>Lacross-1</u>	_____
<u>Hockey-1</u>	<u>Cricket-1</u>	_____

Colorguard-1

Name: _____

Age: _____

Male: _____ Female _____

2002-2003 INTERSCHOLASTIC ATHLETICS SURVEY

Summary of Student Responses

School Name: Monticello Independent School

School Enrollment: 196

Date: 3-20-03

Completed By: Marla Kelsch

Instructions:

1. Summarize the Student Athletics Interest Surveys Form T-61 by listing the total number of responses on the line next to each sport.
2. Under the Other Category please provide a listing of the sports as well as the number of students who are interested in participating.
3. Please sign and date the Summary Form (T-63) and mail the Summary Form only to the KHSAA by April 15, 2003. Do not mail the student surveys (Form T-61). However, these Forms should be maintained in your files in the event they are requested subsequently.

170 Number of Surveys

170 Total Returned

8-11 Grades Surveyed

How Was The Survey Administered? In all English Classes

(e.g. was it given in all English classes, or all home rooms, or advisee/advisor?)

Fall Sports (List Total Number of Participation Responses)

6 Cross Country (Girls)

4 Cross Country (Boys)

4 Field Hockey (Girls)

51 Football (Boys)

3 Golf (Girls)

7 Golf (Boys)

22 Soccer (Girls)

11 Soccer (Boys)

41 Volleyball (Girls)

13 Volleyball (Boys)

Winter Sport (List Total Number of Participation Responses)

20 Basketball (Girls)

20 Basketball (Boys)

14 Gymnastics (Girls)

-- Indoor Track (Girls)

-- Indoor Track (Boys)

24 Swimming & Diving (Girls)

6 Swimming & Diving (Boys)

12 Wrestling (Boys)

Spring Sport (List Total Number of Participation Responses)

<u>26</u>	Baseball (Boys)
<u>24</u>	Fast Pitch Softball (Girls)
<u>17</u>	Slow Pitch Softball (Girls)
<u>34</u>	Tennis (Girls)
<u>12</u>	Tennis (Boys)
<u>10</u>	Track (Girls)
<u>8</u>	Track (Boys)

Other Sports (From Student Survey T-61 Question 10)

Name of Sport	Number of Students Interested In Participating
<u>Girls Powder Puff Football</u>	<u>2</u>
<u>Fencing</u>	<u>1</u>
<u>Skateboarding</u>	<u>1</u>
<u>Hockey</u>	<u>1</u>
<u> </u>	<u> </u>
<u> </u>	<u> </u>
<u> </u>	<u> </u>
<u> </u>	<u> </u>

Number of Students who participate in Intramural Sports.
(From Student Survey T-61 Question 5)

** Monticello School System does not offer any type of Intramural Sports Program

<u>Sport</u>	<u>Number</u>
<u>Basketball</u>	<u>3</u>
<u>Dance TEam</u>	<u>2</u>
<u>Track</u>	<u>1</u>
<u>Volleyball</u>	<u>2</u>
<u>Golf</u>	<u>1</u>
<u>Baseball</u>	<u>1</u>
<u>Cheerleading</u>	<u>1</u>

List Intramural Sports students are interested in adding:
(From Student Survey T-61 Question 6)

<u>Sport</u>	<u>Number</u>		
<u>Football</u>	<u>24</u>	Karote	1
<u>Basketball</u>	<u>4</u>	JROTC	1
<u>Softball</u>	<u>2</u>	Soccer	4
<u>Tennis</u>	<u>6</u>	Wrestling	2
<u>Baseball</u>	<u>2</u>	Ping-Pong	1
<u>GymnASTics</u>	<u>2</u>	Bowling	2
<u>Skateboarding</u>	<u>2</u>		
<u>Volleyball</u>	<u>5</u>		
<u>Badmitten</u>	<u>3</u>		
<u>Powder Puff Football</u>	<u>3</u>		
<u>Curling</u>	<u>2</u>		
<u>Cricket</u>	<u>1</u>		

Participation in Non-School Sports Activities
(From Student Survey T-61 Question 7)

Sport	Number		
Motorcross-4	4	Soccer	1
Ping-Pong	2	Bowling	1
Softball	6	Wrestling	1
Baseball	6		
Volleyball	2		
Horseback Riding	1		
Running	1		
Band	1		
Basketball	8		
Football	9		
Swimming	1		
Gymnastics	1		
Tennis	1		

Reasons for not participating in interscholastic athletics.
(From Survey Question 8)

Response	Number	54-YES	91-NO
26 I prefer other activities such as band, chorus, etc.			
28 I don't have time			
8 The practice schedules and game times are inconvenient			
28 The sport I like isn't offered			
1 It's too expensive			
7 I prefer to participate in club or intramural sports			
12 Working			
14 Other ** Go Home, Religious reasons, -2, Dont want to play, Don't enjoy Athletics, Practices (miss to much), Art, Tutoring until 5:00			

Student Suggestions to encourage participation

Get more sports that are physical and mental, Get new sports, more pep rally's, For health reason, Tell good things about the sport, Have Intramural Sports, Get more excercises, Football team, Gymnastics, Soccer, Volleyball, Ping-Pong, Send Flyers around school stating when sports are getting ready to start, add Teams for Bad players, -Notthe orginal team, Make it Fun, Improve Teams, Make Sports more enjoyable--to much win/die attitude


Principal's Signature

3/20/03
Date